



## TIG 150

### TIG 150

Equipment as supplied:


- Electrode holder: Ø 2.4 mm
- Gas nozzle: Ø 10 mm, size 8
- Tungsten electrode E3 (purple): Ø 2.4 mm

- Gas-cooled TIG welding torch
- Ergonomic GRIP handle for a secure grip


<b>Duty cycle DC-</b>	150 A / 35 %
<b>Duty cycle AC</b>	105 A / 35 %
<b>Electrode Ø</b>	1 mm - 2.4 mm
<b>Gas flow</b>	4 l/min - 12 l/min

### TIG 150 GRIP GD




- Double push-button 

**Connection** Tichel, 5-pole


Designation		Item no.		
			m	
TIG welding torch, gas-cooled	4	394-512291-00600		
	8	394-512291-00608		

### TIG 150 GRIP GD U/D



- Setting of welding current and programs 
- For Picotig AC/DC, Tetrax DC and AC/DC
- An 8-pole connection socket is required for portable machines up to 270 A

**Connection** Burndy, 8-pole


Designation		Item no.		
			m	
TIG welding torch, up/down, gas-cooled	4	394-512291-00200		
	8	394-512291-00208		

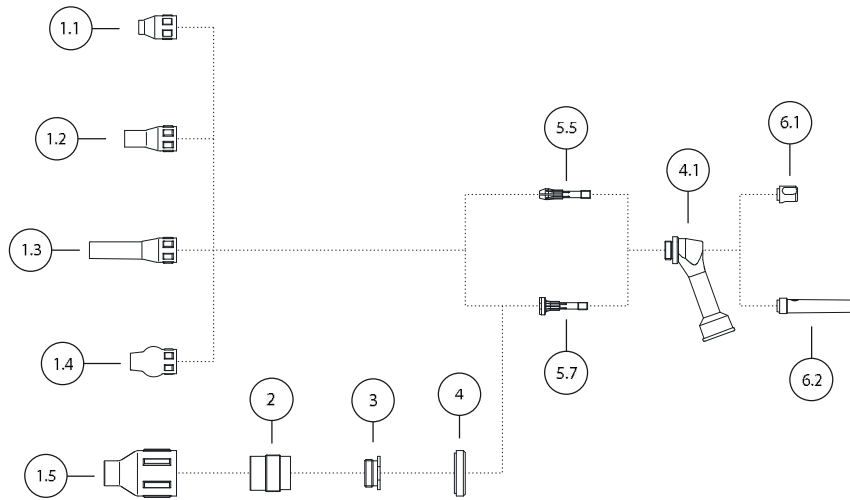
### TIG 150 GRIP GD EZA



- Euro torch connector for operation on Picomig, Taurus, Phoenix and alpha Q (except alpha Q 330)
- Single-push button

**Connection** Euro torch connector

Designation		Item no.		
			m	
TIG welding torch, Euro torch connector	4	394-512291-04000		
	8	394-512291-04008		


**Consumables**


► You will find other spare parts in our spare parts catalogue.

Item	Designation	Size	Electro-	Nozzle Ø	Length	Material	PU	Item no.
			de Ø	mm	mm			
			mm	mm	mm		Pc.	
1.1	Gas nozzle	4	-	6.5	26	Ceramic	10	094-012672-00000
1.1	Gas nozzle	6	-	8	26	Ceramic	10	094-012405-00000
1.1	Gas nozzle	8	-	10	26	Ceramic	10	094-011756-00000
1.1	Gas nozzle	10	-	11.5	26	Ceramic	10	094-011980-00000
1.2	Gas nozzle	6	-	6.5	36	Ceramic	10	094-012673-00000
1.2	Gas nozzle	7	-	8	36	Ceramic	10	094-012674-00000
1.2	Gas nozzle	8	-	10	36	Ceramic	10	094-011982-00000
1.2	Gas nozzle	10	-	11.5	36	Ceramic	10	094-011757-00000
1.3	Gas nozzle	-	-	6.5	60	Ceramic	10	094-015451-00000
1.3	Gas nozzle	-	-	8	60	Ceramic	10	398-000191-00000
1.4	Gas nozzle, ball-shape design	-	-	6.5	32	Ceramic	10	094-019610-00000
1.4	Gas nozzle, ball-shape design	-	-	8	32	Ceramic	10	394-000156-00000
1.4	Gas nozzle, ball-shape design	-	-	9.5	32	Ceramic	10	394-000155-00000
1.4	Gas nozzle, ball-shape design	-	-	11	32	Ceramic	10	094-019609-00000
1.5	Gas nozzle for gas diffuser, JUMBO	12	-	12.5	50	Ceramic	10	094-009663-00000
1.5	Gas nozzle for gas diffuser, JUMBO	16	-	16	50	Ceramic	10	094-009664-00000
1.5	Gas nozzle for gas diffuser, JUMBO	20	-	19.5	50	Ceramic	10	094-009665-00000
2	Gas diffuser, JUMBO	-	1.6	-	-	Brass	1	094-009658-00000
2	Gas diffuser, JUMBO	-	2.4	-	-	Brass	1	094-009659-00000
2	Gas diffuser, JUMBO	-	3.2	-	-	Brass	1	094-009660-00000
3	Adapter ring, JUMBO	XL	-	-	-	Brass	10	094-011758-00000
4	Insulator, JUMBO	XL	-	-	-	Teflon	1	094-011760-00000
4.1	Insulator	Standard	-	-	-	Teflon	10	094-011979-00000
5.5	Electrode holders	-	1.6	-	35	Brass	5	094-012406-00000
5.5	Electrode holders	-	2.4	-	35	Brass	5	094-011755-00000
5.5	Electrode holders	-	3.2	-	35	Brass	5	094-012667-00000
5.7	Gas diffuser	-	1.6	-	33	Brass	5	094-012669-00000
5.7	Gas diffuser	-	2.4	-	33	Brass	5	094-011984-00000
5.7	Gas diffuser	-	3.2	-	33	Brass	5	094-012671-00000
6.1	Back cap	short	-	-	-	Plastic	5	094-011752-00000
6.2	Back cap	medium	-	-	-	Plastic	5	094-011753-00000

**Product details**
**Tungsten electrodes**
**Consumables kits for TIG series**
**Page**
**264**
**267**